

Pic Credit: Deck Protect, Canada



THE CLIP-ON SYSTEM TO CREATE OR RENOVATE DECKS & PATIOS

grad[®]



FOR DECKING

- Build decks faster and better
- Hidden fastener system
- **Boards are simply snapped** onto the clips without using more fasteners
- **No need for board pre-drilling, no need to check board alignment or gap size: the system takes care of it all**
- **Boards can be removed** to access the subdeck and then be put back into place
- No contact between boards and joists for improved ventilation to help prevent cupping
- Light, easy to ship
- 100% recyclable
- **Patented system**



Pic Credit: Grad USA



Pic Credit: Grad USA

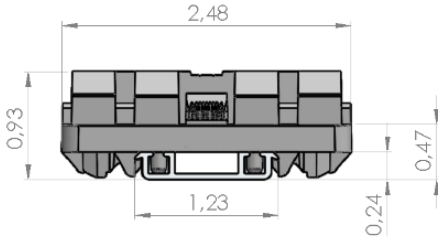
HOW DOES IT WORK?*

Grad® rails can be cut to length

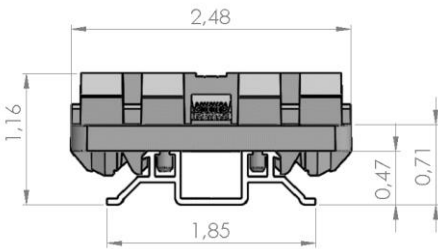
Non Structural Rails :

Measurements in inches

Mini Rail : perfect fit on 2x



Start Rail : allows board removal



- **On joists:** align Grad™ rails on top of the joists and fix the rails with Stainless Steel screws.
- **On flat and regular surfaces (concrete, slabs...):** place Grad™ rails on top and fasten them with Stainless Steel screws if needed.
- **Only PR39 rails can be placed across joists***
- Position the boards and snap them on top of the Grad® clips



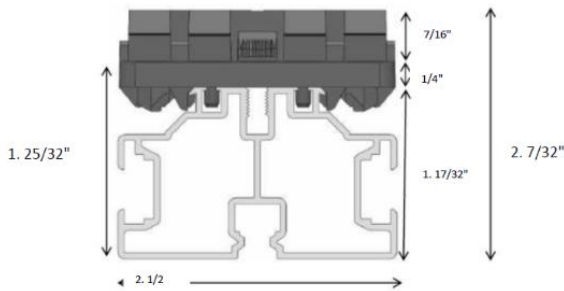
On joists



On flat floors

Structural Rail :

PR39: strength and durability




Build or renovate for:

- Decks
- Docks
- Balconies
- And because you can unclip it all: temporary outdoor areas
- Or use structural rails with pedestals: over waterproof membranes / epdm / tpo / gravel

*Always follow our installation guidelines and local, state, federal building codes
 *Check our board compatibility chart
 *This brochure supercedes all previous ones

Get inspired & Learn more ! [gradsystem_usa](https://gradsystem_usa.com)



RESELLER :